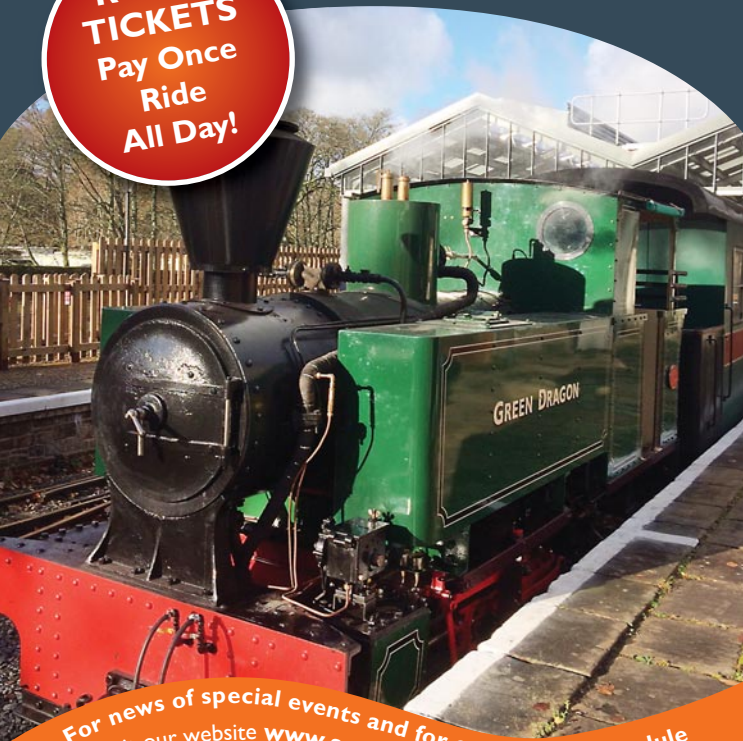


SOUTH TYNEDALE RAILWAY

the friendly railway

**ROVER
TICKETS**
Pay Once
Ride
All Day!



For news of special events and for our current schedule
visit our website www.south-tynedale-railway.org.uk
email enquiries@[south-tynedale-railway.org.uk](mailto:enquiries@south-tynedale-railway.org.uk)
or ring talking timetable 01434 382828

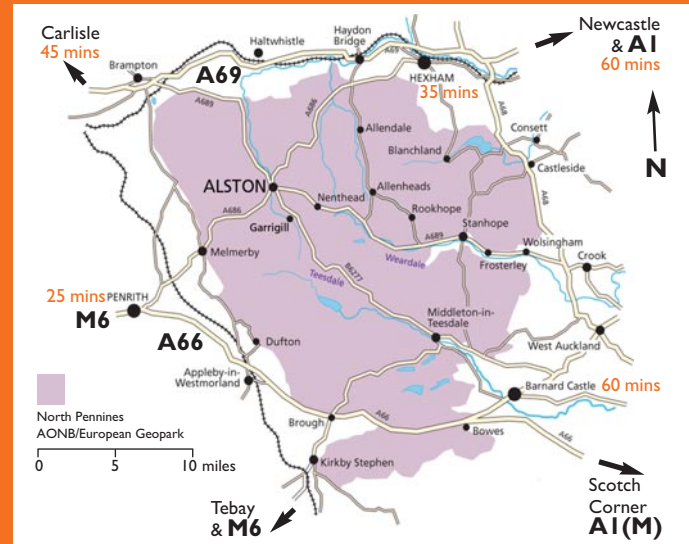
2019

INFORMATION & TIMETABLE

TRIP ADVISOR CERTIFICATE OF EXCELLENCE 2014, 15, 16, 17 & 18

S.T.R.
AN AWARD WINNING ATTRACTION!

How to find us ...



By Car:

Alston Station is just to the north of the town centre on the A686. Postcode: CA9 3JB. Free car park.

Slaggyford Station is just off the A689. Postcode CA8 7NH. Free car park.

By Bus:

Public bus services vary seasonally and include Newcastle, Hexham, Carlisle, Haltwhistle, Keswick and Stanhope. Visit traveline (www.traveline.info) or Go North East (www.simplygo.com) for info.

By Train:

The nearest National Rail stations are Haltwhistle, Langwathby & Penrith.

Accessibility:

All facilities at Alston & Slaggyford Stations are generally accessible. A carriage with access for wheelchair users is available. Bicycles will be carried only if space is available. Please speak to the Guard for information.

www.south-tynedale-railway.org.uk

South Tynedale Railway, Alston, Cumbria, CA9 3JB

t: 01434 382828 e: enquiries@south-tynedale-railway.org.uk



Facebook @southtynerailway



#southtynedalerailway



Twitter @strps_rail



TripAdvisor: South Tynedale Railway

Welcome to *the friendly railway*



Climb aboard at any of our four stations for a leisurely ride through the scenic South Tyne Valley in the North Pennines.

You'll see stunning views of wide open skies and wildlife aplenty in this Area of Outstanding Natural Beauty and meet our volunteer train crew who will happily tell you more about the railway and the area.

Trains run from Easter to October with special events throughout the year and at only 30 minutes away from the Lake District World Heritage Site we aren't as remote as you might think!



Specials at STR

Our Special Event Days for 2019 are as follows (marked red on the calendar) - be sure to check our website for more details and as we add events into our calendar throughout the season.

Eggstraspecial Easter Weekend: 20th – 22nd April

It's no yolk! Children (aged 1 -15) travel free if they bring a decorated egg with them!

22nd April is Earth Day

and you'll be able to see three of our environmentally friendly locos, Green Dragon, Newcastle and Carlisle in action.

Fantastic Fridays:

The Discovery Centre is the place to be during Fridays in August, we'll be hunting for minibeasts or doing some outdoor art. Full details on our website.

Halloween Horror: Saturday 26th and Thursday

31st October - Our Halloween trains depart Alston at 5.30p.m

Santa Specials:

Our ever popular Santa Specials will run on **7th & 8th, 14th & 15th, 21st & 22nd December**

Twixtmas Specials: December 28th and 29th

Are you all Christmassed out? Tired of turkey? Sick of sprouts? What you need is a ride on a Twixtmas Special followed by pie, chips and peas in the Crossing Café

Afternoon teas

Why not combine your train ride with a delicious afternoon tea? Visit our website to find out more.

Experience Days & Driver for a Tenner

Coming in 2019

Contact enquiries@south-tyndale-railway.org.uk for more details.

2019 Train Times ▶

| | | | |
|--------------------------|--------------|--------------|--------------|
| ALSTON DEPART | 10:30 | 13:00 | 15:00 |
| KIRKHAUGH | 10:45 | 13:15 | 15:15 |
| LINTLEY | 10:53 | 13:23 | 15:23 |
| SLAGGYFORD ARRIVE | 11:05 | 13:35 | 15:35 |

| | | | |
|--------------------------|--------------|--------------|--------------|
| SLAGGYFORD DEPART | 11:30 | 14:00 | 16:00 |
| LINTLEY | 11:40 | 14:10 | 16:10 |
| KIRKHAUGH | 11:48 | 14:18 | 16:18 |
| ALSTON ARRIVE | 12:05 | 14:35 | 16:35 |

Kirkhaugh & Lintley are 'request' stops; Please hold out your hands to request the approaching train to stop. When joining the train, passengers must indicate to the Guard if they intend to alight at a request stop. Please check our website for details of special events as the timetable may differ from that printed.

Fares ▶

Rover:

ride all day except some special events.

Adult Rover all stations £10

Child Rover all stations £5

Family Rover* all stations £25

*2 adults and a maximum of three children (age 1-15).

Children under 1 travel free

Dogs all stations £2

Cycles (where space allows in guard's van) £1

Single:

Adult £8

Child £4

Season Ticket:

Adult £50

Child £25

Family* £125

*2 adults and a maximum of 3 children aged 1-15

Station Hopper:

Between 2 consecutive stations

Adult £3

Child £1.50

Between 3 consecutive stations

Adult £6

Child £3

Dates ▼

March

| Mo | Tu | We | Th | Fr | Sa | Su |
|----|----|----|----|----|----|----|
| | | | | | 30 | 31 |

April

| Mo | Tu | We | Th | Fr | Sa | Su |
|----|----|----|----|----|----|----|
| | 2 | | 4 | | 6 | 7 |
| 8 | 9 | 10 | 11 | 12 | 13 | 14 |
| 15 | 16 | 17 | 18 | 19 | 20 | 21 |
| 22 | 23 | | 25 | | 27 | 28 |
| | 30 | | | | | |

August

| Mo | Tu | We | Th | Fr | Sa | Su |
|----|----|----|----|----|----|----|
| | | | 1 | 2 | 3 | 4 |
| 5 | 6 | 7 | 8 | 9 | 10 | 11 |
| 12 | 13 | 14 | 15 | 16 | 17 | 18 |
| 19 | 20 | 21 | 22 | 23 | 24 | 25 |
| 26 | 27 | 28 | 29 | 30 | 31 | |

May

| Mo | Tu | We | Th | Fr | Sa | Su |
|----|----|----|----|----|----|----|
| | | | 2 | | 4 | 5 |
| 6 | 7 | | 9 | | 11 | 12 |
| | 14 | | 16 | | 18 | 19 |
| | 21 | | 23 | | 25 | 26 |
| 27 | 28 | 29 | 30 | 31 | | |

September

| Mo | Tu | We | Th | Fr | Sa | Su |
|----|----|----|----|----|----|----|
| | | | | | | 1 |
| | 3 | 4 | 5 | | 7 | 8 |
| | 10 | 11 | 12 | | 14 | 15 |
| | 17 | 18 | 19 | | 21 | 22 |
| | 24 | 25 | 26 | | 28 | 29 |

June

| Mo | Tu | We | Th | Fr | Sa | Su |
|----|----|----|----|----|----|----|
| | | | | | 1 | 2 |
| | 4 | 5 | 6 | | 8 | 9 |
| | 11 | 12 | 13 | | 15 | 16 |
| | 18 | 19 | 20 | | 22 | 23 |
| | 25 | 26 | 27 | | 29 | 30 |

October

| Mo | Tu | We | Th | Fr | Sa | Su |
|----|----|----|----|----|----|----|
| | 1 | | 3 | | 5 | 6 |
| | 8 | | 10 | | 12 | 13 |
| | 15 | | 17 | | 19 | 20 |
| 21 | 22 | 23 | 24 | 25 | 26 | 27 |
| | 29 | | 31 | | | |

July

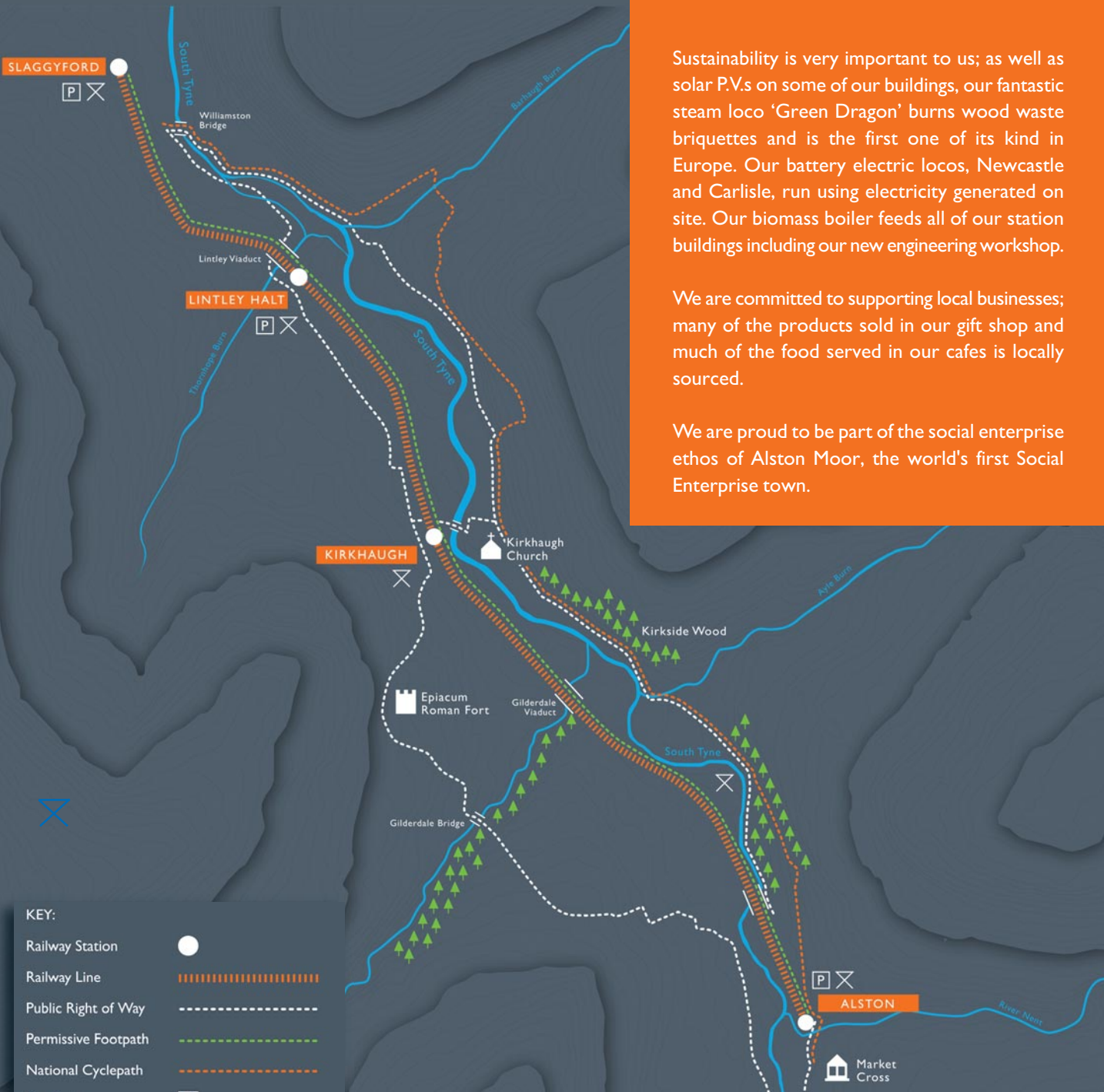
| Mo | Tu | We | Th | Fr | Sa | Su |
|----|----|----|----|----|----|----|
| | 2 | 3 | 4 | | 6 | 7 |
| | 9 | 10 | 11 | | 13 | 14 |
| | 16 | 17 | 18 | | 20 | 21 |
| 22 | 23 | 24 | 25 | 26 | 27 | 28 |
| 29 | 30 | 31 | | | | |

December

| Mo | Tu | We | Th | Fr | Sa | Su |
|----|----|----|----|----|----|----|
| | | | | | 7 | 8 |
| | | | | | 14 | 15 |
| | | | | | 21 | 22 |
| | | | | | 28 | 29 |

All tickets are donation tickets to allow us to claim Gift Aid. Please say if you would prefer an alternative ticket.

We have a range of events through the year, highlighted in red - see left and on our website for further details.



Sustainability is very important to us; as well as solar P.V.s on some of our buildings, our fantastic steam loco ‘Green Dragon’ burns wood waste briquettes and is the first one of its kind in Europe. Our battery electric locos, Newcastle and Carlisle, run using electricity generated on site. Our biomass boiler feeds all of our station buildings including our new engineering workshop.

We are committed to supporting local businesses; many of the products sold in our gift shop and much of the food served in our cafes is locally sourced.

We are proud to be part of the social enterprise ethos of Alston Moor, the world’s first Social Enterprise town.

Lots to see and do!

At Alston you'll learn more about the history of the railway and the vintage locos which haul our trains when you visit the Discovery Centre and Engineering Workshop Gallery. There's also a gift shop stocked with something to suit every pocket and interest; from railway memorabilia, to souvenirs of your day, to locally produced gifts and toys for our younger visitors, and don't forget to collect your free spotter sheet for your journey!



The "Crossing Café" at Alston serves an exciting seasonal menu with an emphasis on locally sourced produce and gluten free, vegetarian and vegan options. A take-out menu is also available so you can stop off at one of our 4 picnic areas or enjoy refreshments as you journey through the countryside. And don't worry if it's not a train operating day, the café will still be open*, so come and walk along the South Tyne Trail and reward yourself with a tasty treat. The lineside Buffet Car at Slaggyford station is usually open for drinks and snacks* and it's worth alighting from the train and exploring this picturesque little station. **check website for daily opening times*



Did you know that ...

South Tynedale Railway

- ▶ is the highest narrow gauge railway in England?
- ▶ is in the heart of an Area of Outstanding Natural Beauty and sandwiched between two World Heritage Sites and a National Park?
- ▶ is largely run by a team of fabulous volunteers who would like to extend the line, improve the South Tyne Trail, support the local wildlife, celebrate our dark skies and improve our offer for visitors?



Would you like to join us and help us achieve our aims?

Why not become a Friend of South Tynedale?

For the price of a season ticket you'll get annual membership of The Friends, welcome gifts, e newsletters, free subscription to Tynedalesman, invitations to Friends only events and your season ticket to travel!

Contact FOST@south-tyndale-railway.org.uk

visit our website **www.south-tyndale-railway.org.uk**

or

Why not become actively involved as a volunteer?

volunteering@south-tyndale-railway.org.uk (adults)

strivingsignaller@yahoo.com (aged 11-18)